

# Goals & Objectives

*Dufferin Detachment*

*February 2021- February 2022*

## Dufferin OPP

---

### *Commitment to Public Safety:*

*We are committed to providing information to the public about our services, community safety initiatives, strategic priorities and focus on innovative policing.*





### CME - Partnerships

- Mobilization & Engagement Model
- Domestic Violence

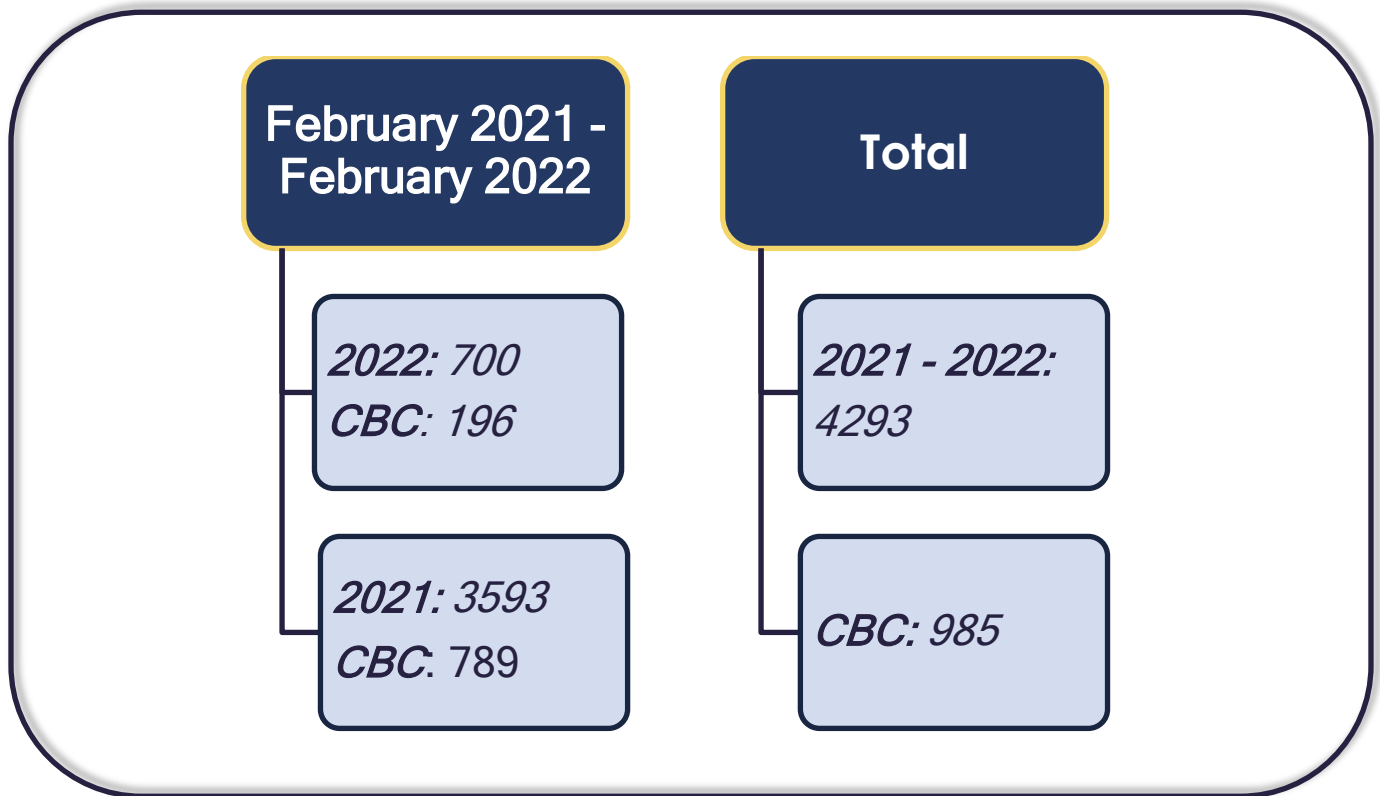
### Engagement & Support

- Victim/Witness Support
- Mental Health Services

### Prevention Strategies

- Traffic
- Drugs
- Mischief/Theft/Break & Enter

# CALLS FOR SERVICE:



CBC: Cleared by charge- Includes CC & Provincial charges



## Did you know?

Since the takeover of Shelburne in February 2021, the Dufferin OPP detachment has responded to approximately 4293 calls for service within the Town of Shelburne. That's an average of 330 calls per month.

**\*\*statistics based off of an OPP records search for Feb. 2021 - Feb. 2022 for The Town of Shelburne limits only.**

# Ontario's Mobilization & Engagement Model

Foster community partnerships to prevent crime and improve safety and security of residents of Shelburne

## Objective

- Expand Ontario's Mobilization and Engagement Model of Community Policing to educate citizens in crime prevention techniques and initiatives.
- Continue to assist and support policing engagement through the Situation Table, bike and foot patrol and educational messages and communication through crime prevention strategies.

## Performance Indicators

- Community and crime prevention contacts are identified, inventoried, and expanded.
- Number of Community Mobilization Unit meetings, presentations and forums.
- Dufferin OPP will participate as an advisor when requested to assist with the preparation of the Community Safety and Well-Being Plan.
- Number of crime prevention bulletins, presentations, forums, social media releases and crime stopper tips, and bike/foot patrol.

### Number of Participating Community agencies:

February 2021 - February 2022

- Towing Project Meetings: 4
- County Emergency Management Meetings: 2
- School Board Meetings: 3
- Crime Stopper Tips recieved: **Total: 146**
- 2021: 128
- 2022: 18

### Social Communication:

February 2021 - February 2022

- Media Releases: 31
- Social Media: Tweets: 100, Facebook Posts: 35

### Bike & Foot Patrol:

February 2021 - February 2022

- Bike Patrol: 0 hrs
- Town of Shelburne Foot Patrol: **Total: 1017.50 hrs**
- 2021: 884.50
- 2022: 133.00

### Community Mobilization Initiatives:

February 2021 - February 2022

- Fraud Presentations, Police Services Board Meetings, Covid 19 Debriefing
- Residential School Memorial Attendance, Truth and Reconciliation Day
- Human Trafficking Seminar, Freedom Protest Planning

# Domestic Violence

Focus investigative resources on domestic violence and emerging domestic violence trends.

## Objective

- Review domestic violence occurrences and develop strategies to reduce occurrences.

## Performance Indicators

- Analysis and results from domestic violence data.

### Number of domestic occurrences:

**February 2021 - February 2022**

- Number of occurrences reported within the Town of Shelburne: **Total: 78**
- 2021: 69
- 2022: 9
- Number of occurrences cleared by criminal charge: 10
- Partner with Caledon/Dufferin Victim Services to offer assistance to domestic violence victims.
- Liaise with local Crown Attorney's to ensure offenders are prosecuted.
- We utilize the Dufferin County Community and Well-Being Plan, in particular Community Safety and Violence Prevention.

## Victim/Witness Support

Improve support to victims and witnesses of crime or violence.

### Objective

- Increase referrals for victims and witnesses of crime or violence (adults, children, seniors, persons with disabilities, and vulnerable populations) to Dufferin-Peel Victim Services.

### Performance Indicators

- Number of Victim Service referrals and uptake on the referrals.

#### Dufferin-Peel Victim Services:

February 2021 - February 2022

- Number of Police referrals: **Total: 157**
- 2021: 130
- 2022: 27

## Mental Health Services

Support, analyze and contribute to the need for Mental Health resources in the community.

### Objective

- Review mental health occurrences and develop strategies to reduce occurrences.
- Examine results to determine the needs of mental health in the community and implement resource strategies.

### Performance Indicators

- Analysis and results of the impact of police attendance and assistance in mental health calls.
- Monitor the amount of calls police are attending in regards to mental health related occurrences.

#### Mental Health Services: February 2021 - February 2022

- Number of attempt/threat of suicide calls: 21
- Mental health related occurrences: 74
- Assist Ambulance/Paramedic calls: 53
- Apprehensions: 27
- Situation Table meetings: 29
- Brief Mental Health Screeners: 74
- Visits with Community Partners: 9
- Primary Unit: 6

# Traffic

Reduce MV collisions caused by impaired, aggressive, distracted driving and enforce seatbelt use.

## Objective

- Conduct regular patrols to reduce impaired driving, distracted driving, seatbelt enforcement and aggressive driving through R.I.D.E programs and patrols.

## Performance Indicators

- R.I.D.E program statistics, seatbelt check patrols and distracted driving enforcements.
- Traffic initiatives and media announcements.

### R.I.D.E

February 2021 - February 2022

- Number of R.I.D.E. occurrences: **Total: 251**
- 2021: 180, 2022: 71
- Number of R.I.D.E. Hours: **Total: 570.75 hrs**
- 2021: 444.25 , 2022: 126.50
- Number of MV checked R.I.D.E. Grant: **Total: 1594**
- 2021: 677, 2022: 917

### Cautionary stops & distracted driving

February 2021 - February 2022

- Number of other cautionary stops: 602
- Number of Impaired drivers: 12
- Number of distracted driving stops: 117
- Campaign initiatives: 10

## Illicit Drugs (including opioid)

Expand education initiatives related to illicit drug issues and activity in the community.

### Objective

- Work with community partners to reduce drug use issues in the community.
- Develop enforcement strategies to address the impact as a result of the legalization of cannabis.
- Intelligence-led policing model to combat illicit drugs in the Town of Shelburne.

### Performance Indicators

- Number of campaigns/meetings to educate affected parties.
- Report on initiatives and cannabis related charges
- Enforcement results from Community Street Crime initiatives.

#### Meetings: February 2021 - February 2022

- Quarterly High Risk to-reoffend meetings

#### Cannabis: February 2021 - February 2022

- Controlled Cannabis Act Provincial Charges: 16
- Cannabis Act Federal Charges: 5
- Enforcement numbers: 21

#### Warrants: February 2021 - February 2022

- Number of CSCU warrants executed: **Total: 343**
- 2021: 312, 2022: 38

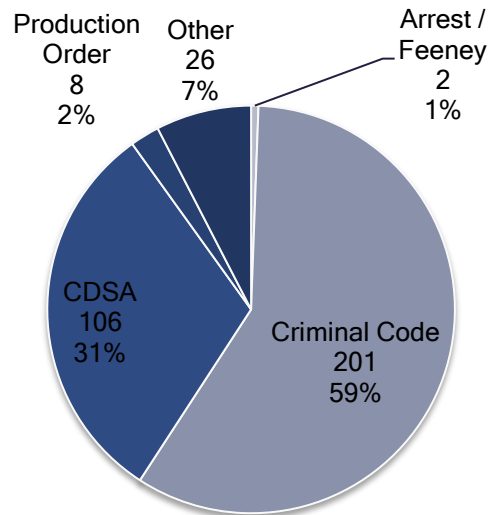
#### Opioids February 2021 - February 2022

- Number of overdose/suspected overdose due to opioids: **Total: 5**
- 2021: 3, 2022: 2

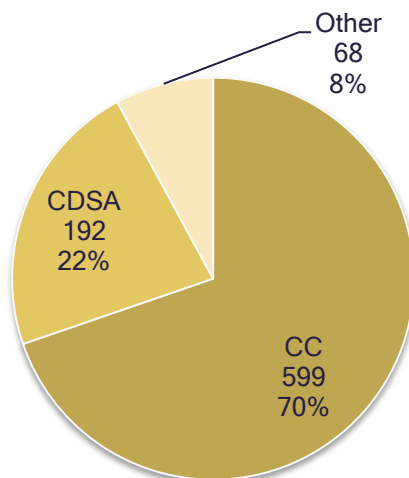
#### Seizing: February 2021 - February 2022

- Drugs: Total: **Total: 601**, 925.49 grams; 94 Items
- Money: **Total: CAD: \$492,420**, 2021: \$475,510, 2022: \$24,335
- Vehicles: **Total: 42 \$306,438**

## Community Street Crime Unit



**Warrant Breakdown - Report Period**



**Charge Types - Report Period**

## Mischief/Theft/Break and Enter

Reduce victimization resulting from mischief, theft, and break and enter offences.

### Objective

- Review break and enter occurrences and theft from motor vehicles. Educate and support the community to reduce victimization.
- Refer to Crime Abatement Strategy in managing offenders and preventing re-victimization.

### Performance Indicators

- Number of break and enter occurrences and theft from motor vehicles within the Town of Shelburne.
- Number of ILP compliance checks.

#### Break & Enter/Mischief February 2021 - February 2022

- Number of break and enters: 12
- Theft from Motor Vehicles: 5
- Number of Mischiefs: 41

#### Graffiti February 2021 - February 2022

- Number of occurrences: 2
- 2021: 2, 2022: 0

#### Safe Guard February 2021 - February 2022

- Program in process to be offered at a future date.

#### ILP Compliance Checks: February 2021 - February 2022

- Number of ILP checks completed: 1